


# Generation Series 2

G2-DI-6



TYPE \_\_\_\_\_

FEATURES

The G2-DI-6 is one variation of a complete family of suspended linear fluorescent luminaires. The G2-DI-6 is a direct/indirect version of the family of luminaires. The computer designed optical system creates a widespread indirect distribution while the variety of direct components provides contrast. The low profile and modern design provide excellent efficiency and styling where high performance and uniform lighting are required.

SPECIFICATIONS

**Housing:** One piece die formed 20-gauge cold rolled steel welded construction forming a 6" x 2" rounded profile. The Pattern is 2" square with white .020 translucent overlay. Finished end caps are laser cut 16-gauge cold rolled steel, with no exposed hardware or knockouts. Aligner brackets are provided to eliminate light leaks and for precision alignment of continuous rows.

**Reflector:** Die formed 20-gauge cold rolled steel minimum 90% reflectivity finished in high gloss baked white enamel with die formed .025 specular anodized aluminum side reflectors.

**Electrical:** Ballast is electronic, high power factor, thermally protected class P, sound rated A, with less than 10% total harmonic distortion. The minimum number of ballasts will be used unless otherwise specified.

**Mounting:** Standard Installation is an adjustable self-locking aircraft cable assembly 48" x 3/32" in diameter with 5" canopy. One 1/4" SJT straight 54" cord is supplied with each power feed. Standard pendants are available in 24" lengths. See Accessories for additional mounting.

**Finish:** Fixture housing and steel components are finished in baked white enamel applied over a five-stage pretreatment process.

**Lamps:** Fixtures are provided for use with two or three 28 watt T5 lamps or 54 watt T5 HO lamps. (Supplied by Others)

**Certification:** Luminaires are U. L. Listed, C. S. A. certified and are Union Made in the United States of America I.B.E.W.

ORDERING GUIDE

MODEL NO.	DIRECTION	SHIELDING	LAMPS	MOUNTING	LENGTH	FINISH	VOLTAGE	OPTIONS
<b>G2</b>	- <b>DI</b>	- <b>6</b>	- <input type="checkbox"/>	- <input type="checkbox"/>	- <input type="checkbox"/>	- <input type="checkbox"/>	- <input type="checkbox"/>	- <input type="checkbox"/>
<b>G2</b>	<b>DI</b> = Direct/Indirect	<b>6</b> =Square Cluster	<b>228T5</b> <b>328T5</b> <b>254T5 HO</b> <b>354T5 HO</b>	<b>AC</b> = Cable <b>PD</b> = Pendant	<b>4</b> = 4 ft <b>8</b> = 8 ft <b>12</b> = 12 ft	<b>W</b> = White <b>CC</b> = Custom Color	<b>120v</b> <b>277v</b>	<b>See Options Below</b>
			<b>O</b> =Other Specify	See Accessories	for other, please enter row length (eg. 48=48ft)			

Example: **G2-DI-6-254T5HO-AC-4-W-277V**

Example: Generation Two with square continuous pattern with opal overlay for two 54 watt T5 HO lamps with two 48 inch aircraft cables and power feed four foot fixture finished in baked white enamel with 277v electronic ballast less than 10% total harmonic distortion.

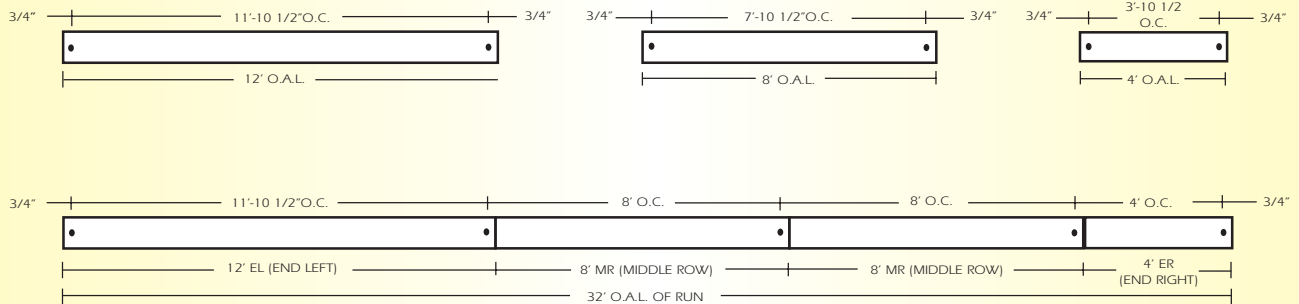
OPTIONS

- DIM=** Dimming Ballast
- EPC=** Emergency Battery Pack
- EMC=** Emergency Circuit
- TCW=** Two Circuit Wiring
- TDW=** Tandem Wiring
- QCW=** Quick Connect Wiring
- OTH=** See Accessories for other options available

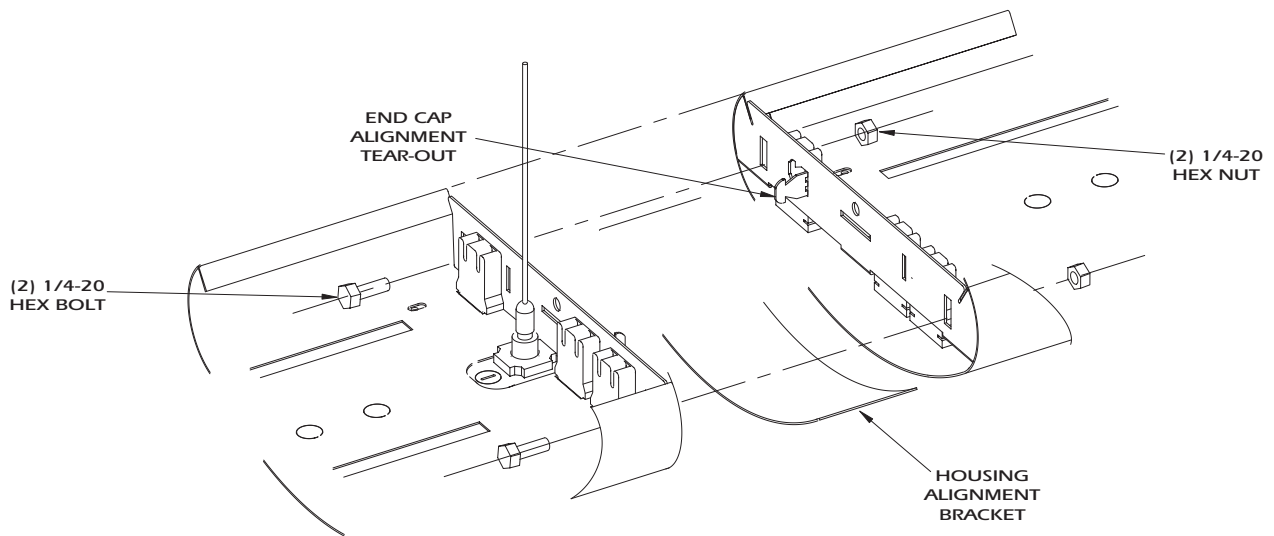
# Generation Series 2

G2-DI-6

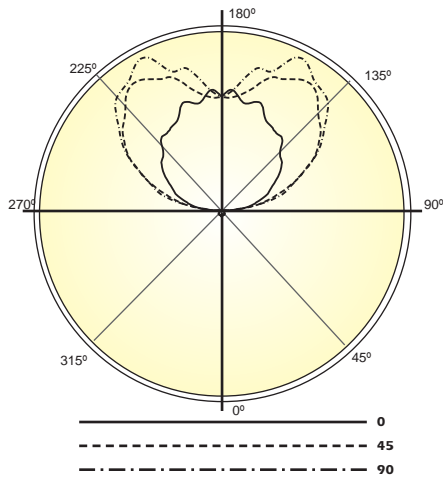
LINEAR SECTIONS AND SUSPENSION LOCATION



INSTALLATION PREPARATION



PHOTOMETRY



LAMP (2) 54W T5 HO  
LUMENS: 5000 PER LAMP

Candela Distribution:

Vert. Angle	0	22.5	45	67.5	90
0	128	128	128	128	128
5	112	97	103	110	99
15	89	98	93	95	90
25	96	94	95	96	99
35	80	77	87	94	97
45	63	68	80	74	73
55	52	57	63	55	52
65	40	48	42	40	38
75	30	27	23	27	31
85	13	12	15	20	17
95	303	288	266	265	262
105	581	793	818	862	887
115	796	1197	1338	1341	1293
125	1062	1532	1743	1807	1797
135	1171	1733	2042	2219	2246
145	1447	1817	2247	2285	2313
155	1523	1766	2133	2386	2473
165	1625	1671	1948	2149	2135
175	1732	1654	1671	1710	1557
180	1678	1678	1678	1678	1678

Optical Distribution:  
96% Indirect: 4% Direct

Coefficients of Utilization - Zonal Cavity Method:

pfc = 0.20

	.8	.7	.5	.3	.1	0												
pcc	.8	.7	.5	.3	.1	0												
pw	.7	.5	.3	.1	.5	.3	.1	.5	.3	.1	0							
RCR																		
0	83	83	83	83	71	71	71	50	50	50	30	30	30	12	12	12	3	
1	75	72	69	66	65	62	59	57	43	42	40	26	25	25	10	10	10	3
2	68	63	58	54	59	54	50	47	38	35	33	23	22	20	8	8	8	2
3	62	55	49	44	53	47	43	39	33	30	28	20	18	17	7	7	7	2
4	57	48	42	37	49	42	37	33	29	26	23	18	16	14	6	6	6	2
5	52	43	36	32	44	37	32	28	26	23	20	16	14	12	5	5	5	1
6	48	38	32	27	41	33	28	24	23	20	17	14	12	11	4	4	4	1
7	44	34	28	23	37	29	24	20	21	17	15	13	11	9	4	4	4	1
8	40	31	24	20	35	26	21	18	19	15	13	11	9	8	3	3	3	1
9	37	28	22	18	32	24	19	15	17	14	11	10	8	7	3	3	3	1
10	35	25	19	16	30	22	17	14	15	12	10	9	8	6	2	2	2	1



Total Luminaire Optical Efficiency = 86.2%