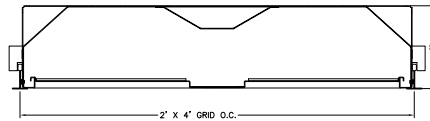
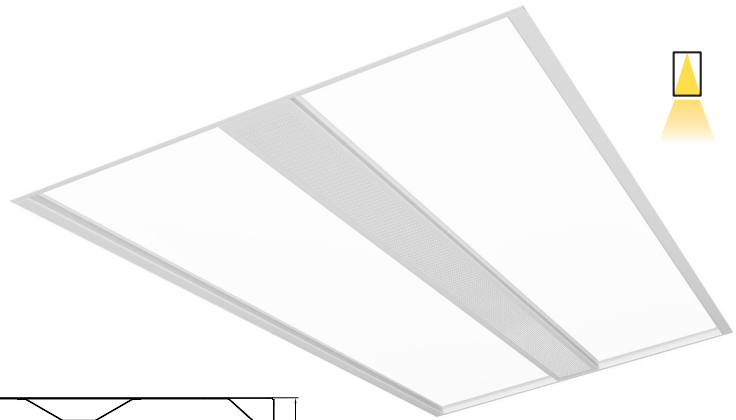


Date		Notes
Project		
Type	Qty	

### Features

- LED optimized optics for smooth, efficient illumination.
- Programmable driver for custom lumen packages.
- 0-10V dimming to 1% standard or Dim-to-Off.
- DMX, Lutron and DALI protocols also available.
- Sensor Ready for wireless Smart Lighting Solutions.
- 80/90CRI, Tunable White, RGBW & RGBWW.
- Bios SkyBlue™ circadian solutions available.
- Compatible with Armstrong® ceiling systems.

**Declare** Red List Approved.



### Ordering Guide



MODEL	OPTICS	CCT <sup>1</sup>	LUMENS <sup>2</sup>	SIZE	MOUNTING <sup>3</sup>	FINISH	OPTIONS
<b>ELTL-2-D</b>	<b>SI</b>			<b>24</b>			
<b>ELTL-2-D</b> Direct	<b>SI</b> = Satin Ice Acrylic	<b>STATIC WHITE</b> 27 = 2700K 30 = 3000K 35 = 3500K 40 = 4000K 50 = 5000K  <b>BIOS SkyBlue<sup>2</sup></b> Spectrally optimized circadian solutions.  <b>TUNABLE WHITE</b> (2700K-6500K) 2DIM10 = for 0-10V 2DMX = for DMX 2ESN = for Philips 2CAS = for Casambi 2LUT = for Lutron  <b>DIM-TO-WARM<sup>5</sup></b> (2700K-6500K) DTW = Dim-to-Warm  <b>RGB &amp; WHITE</b> RGB = RGB RGBW = RGBW <sup>4</sup> RGBWW = RGBWW (2700K-6500K)	<b>STANDARD</b> <b>LO</b> = 4000 (40W, 101LPW)  <b>SO</b> = 5300 (54W, 99LPW)  <b>HO</b> = 6600 (70W, 95LPW)  <b>CUSTOM</b> For custom lumens specify value < HO.	24 = 2x4	<b>G</b> = Grid 15/16" T-Bar  <b>MG</b> = Mini Grid 9/16" T-Bar  <b>SG</b> = Slot Grid  SGF = Slot Grid Flush  XG = Interlude  XGF = Interlude Flush  TGF = Tegular Flush 15/16" T-Bar  XGF = Tegular Flush 9/16" T-Bar  S = Surface  F = Flange	<b>W</b> = White  CC = Custom Color  AMW = Anti-Microbial White	<b>RAPID SHIP</b> <b>RS</b> = Rapid Ship  <b>DIMMING DRIVERS</b> <b>DIM10</b> = 0-10V (1%) <b>Standard</b> DTO = 0-10V (Dim-to-Off) DIMST = 0-10V Step Dimming DIMSR = DALI Sensor Ready (5.0%) DALI = DALI (5.0%) DMX = DMX  <b>LUTRON™ DIMMING DRIVERS</b> <b>LDE1</b> = Hi-Lume 1% EcoSystem LD2 = Digital 1% (DALI-2) L3DA3W = Hi-Lume 1% 3-Wire  <b>SENSORS &amp; CONTROLS<sup>4</sup></b> AVO = Avi-On Sensor AWNS = Lutron Athena Sensor ESN = EasySense Sensor CAS = Casambi Wireless Control  <b>EMERGENCY &amp; OTHER<sup>5</sup></b> EMC = Emergency Circuit EPC4 = 4W Emergency Battery Pack <b>EPC6</b> = 6.5W Emergency Battery Pack EPC10 = 10W Emergency Battery Pack EPC12 = 12W Emergency Battery Pack  <b>WIRING &amp; OTHER</b> FWH = Flexible Wiring Harness DWH = DMX Wiring Harness FK24 = Flange Kit

<sup>1</sup>All LED, BIOS, Tunable White, DTW, and RGB/W options and Ordering Codes page 2.

<sup>2</sup>Lumens at 80CRI, 3500K, SI lens. Photometry page 3. Custom lumens may be specified below HO.

<sup>3</sup>See page 3 for all mounting options.

<sup>4</sup>All Sensor & Control options page 2.

<sup>5</sup>EPC6 is standard unless otherwise specified. EPC not for DMX drivers.

**BAA** letter of compliance available at [www.dayolite.com](http://www.dayolite.com).

**RS** 10 Day Rapid Ship options in **blue**. Details page 4.

## LED, BIOS, Sensor &amp; Control Ordering Codes

## LED

## Static White

30 = 3000K 80 CRI  
 35 = 3500K 80 CRI  
 40 = 4000K 80 CRI  
 50 = 5000K 80 CRI

927 = 2700K 90 CRI  
 930 = 3000K 90 CRI  
 935 = 3500K 90 CRI  
 940 = 4000K 90 CRI

Tunable White<sup>1</sup>  
(2700K-6500K)

2DIM10 = 0-10V 80 CRI  
 2DMX = DMX 80 CRI  
 2CAS = Casambi Wireless 80 CRI  
 2ESN = Philips EasySense 80 CRI  
 2LUT = Lutron (LD2) 80 CRI

92DIM10 = 0-10V 90 CRI  
 92DMX = DMX 90 CRI  
 92CAS = Casambi Wireless 90 CRI  
 92ESN = Philips EasySense 90 CRI  
 92LUT = Lutron (LD2) 90 CRI

Dim-to-Warm<sup>2</sup>

DTW = 6500K-2700K 80 CRI  
 9DTW = 6500K-2700K 90 CRI

RGB/W<sup>3</sup>

RGB = RGB only  
 RGB27 = RGB w/2700K  
 RGB30 = RGB w/3000K  
 RGB35 = RGB W/3500K  
 RGB40 = RGB w/4000K  
 RGB50 = RGB w/5000K  
 RGBWW = RGB w/2700K-6500K

## Single Color

RED = Red  
 BLU = Blue  
 GRN = Green  
 AMB = Amber

## BIOS SkyBlue



BIOS SkyBlue biological technology brings the benefits of blue skies inside. BIOS SkyBlue is the only spectrally optimized circadian solution to target the region that drives wellness benefits including: increased alertness, enhanced productivity, better mood, and better sleep. More information may be found at [www.bioslighting.com](http://www.bioslighting.com) or by contacting Day-O-Lite directly. All options for 0-10V control.

## BIOS Biological Static

For daytime applications. BIOS Static Biological LED features key BIOS SkyBlue (490nm) for maximum daytime circadian impact.

B30 = 3000K  
 B35 = 3500K  
 B40 = 4000K

## BIOS Biological Dynamic White

Designed to transition from daytime to evening in a dim-to-warm protocol. The daytime CCT includes full BIOS SkyBlue (490nm) for maximum daytime circadian impact, while the evening spectrum removes BIOS SkyBlue for minimal circadian stimulus after hours.

B30D = 3000K-2700K  
 B35D = 3500K-3000K  
 B40D = 4000K-3500K

## BIOS Biological Tunable White

Designed to transition from daytime to evening in a tunable white protocol. The daytime CCT includes full BIOS SkyBlue (490nm) for maximum daytime circadian impact, while the evening spectrum removes BIOS SkyBlue for minimal circadian stimulus after hours.

B30T = 3000K-2700K  
 B35T = 3500K-2700K  
 B40T = 4000K-2700K

## Sensors &amp; Controls

## Sensors\*

AVO = Avi-On Occ/Day  
 AVM = Avi-On Occ (Microwave)  
 BNV = BubblyNet Occ/Day  
 ENC = Encelium Occ/Day  
 ENL = EnLighted Occ/Day/Temp  
 LEG = Legrand Occ/Day  
 ANW = Lutron Athena Occ/Day  
 VIVE = Lutron Vive Occ/Day  
 NLT = Acuity nLight Occ/Day  
 NXC = Current NX Occ/Day  
 ESN = Philips EasySense Occ/Day  
 WVW = Cooper WaveLinX Occ/Day

## Wireless Control\*

CAS = Casambi

Sensors and control options to be commissioned wirelessly in the field by qualified controls personnel with applicable apps (by others).

## Other Options

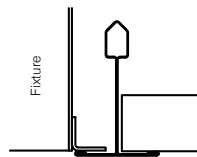
Other sensor and wireless control options are available. Contact factory for details.

<sup>1</sup>Tunable white may be controlled by a number of dimming protocols as shown.

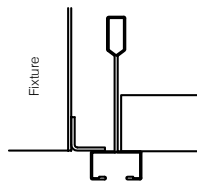
<sup>2</sup>Dim-to-Warm mimics incandescent dimming by warming the CCT from 6500K to 2700K as light levels are dimmed.

<sup>3</sup>All RGB, RGBW and RGBWW options for DMX control (by others). 80 CRI standard.

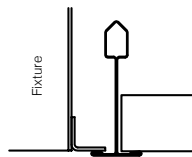
### Grid Ceiling Mounting Options



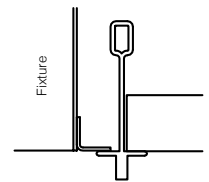
**G**  
15/16" T-Bar



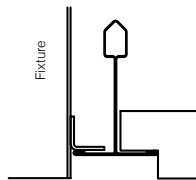
**MG**  
9/16" T-Bar



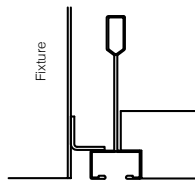
**SG**  
Slot Grid



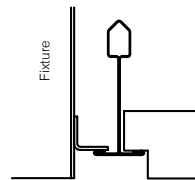
**XG**  
Interlude



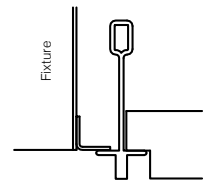
**TGF**  
15/16" Tegular  
Flush



**MTGF**  
9/16" Tegular  
Flush



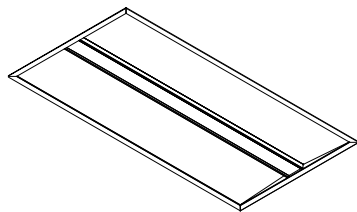
**SGF**  
Slot Grid  
Flush



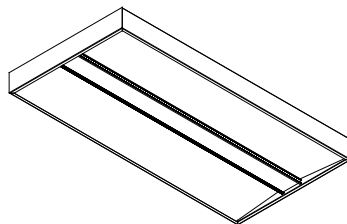
**XGF**  
Interlude  
Flush

### Additional Mounting Options

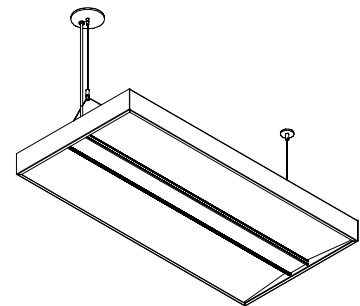
In addition to recessed mounting in grid ceilings Harmony may also be installed in plaster and sheetrock ceilings, surface mounted to ceilings, or suspended. Surface and suspended options are supplied with a finished exterior housing.



**F**  
Flanged Housing  
(plaster ceilings)



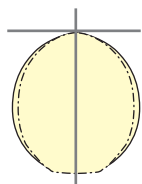
**S**  
Surface Ceiling mount  
w/finished housing



**ACY**  
Suspended Aircraft  
Cable (1/16" dia., 48"L)

**FK24** Flange Kit for grid to plaster ceiling conversion

### Photometry



ELTL-2-D-SI-40-**LO**-22

CCT: 4000K  
WATTS: 40  
LUMENS: 4030  
LPW: 101

ELTL-2-D-SI-40-**SO**-22

CCT: 4000K  
WATTS: 54  
LUMENS: 5374  
LPW: 99

ELTL-2-D-SI-40-**HO**-22

CCT: 4000K  
WATTS: 70  
LUMENS: 6718  
LPW: 95

40000K @ 80CRI, SI lens.

Use the following multipliers for other CCTs: 2700K x 0.94, 3000K x 0.96, 3500K x 0.98, 5000K x 1.02. IES files @ [www.dayolite.com](http://www.dayolite.com)

---

## Specifications

**CONSTRUCTION:** 20 gauge CRS housing and internal components.

**REFLECTOR:** 20 gauge CRS finished in highly reflective baked white enamel with pre-finished reflective LED tray.

**OPTICS:** LED optimized Satin Ice acrylic snap-in lens.

**LED:** Static white LED modules in 27/30/35/40 & 50K CCT, 80/90CRI. Lumen maintenance minimum  $L_{70}$  = 50,000 hours. 3 SDCM color consistency. BIOS SkyBlue, RGB, RGBW, RGBWW. Tunable White and Dim-to-Warm options available.

**DRIVER:** Standard driver is Class 2 AOC 0-10V to 1%, Dim-to-Off available. 120/277V input, PF > 90%, THD < 20 @ 120V. Additional dimming protocols available. All drivers prewired from factory for connection to control system (by others). Field replaceable.

**MOUNTING:** Standard installation is in an exposed inverted T-bar ceiling. Fixtures are supplied with four support brackets for additional support to T-bar. May also be installed in a plaster ceiling (F/TRL mounting option with Flange); field replaceable.

**FINISH:** Housing and components finished in baked white enamel.

**CERTIFICATION:** cETLus listed conforming to UL STD. 1598 and certified to CSA STD C22.2 NO. 250.0. Suitable for dry & damp locations. Union Made in the United States of America, I.B.E.W., BAA compliant, Red List Approved.

**LEGAL:** Day-O-Lite, a division of SCW Corporation. All rights reserved. The Day-O-Lite logo is a registered trademark of SCW Corporation. Day-O-Lite reserves the right to change specifications without notice for product improvement.

---

## **RS** Rapid Ship Program

Rapid Ship products are estimated to ship 10 business days or less from the morning the order is received and confirmed. Linear rows will ship 10 business days or less from the day the layout drawings are approved. Orders confirmed and layouts approved after 12:00 p.m. Eastern Time are estimated to ship 10 days or less from the following business morning. All incoming orders must be clearly marked Rapid Ship. Please refer to complete program Terms & Conditions (page 4) for details and restrictions.

Rapid Ship options are limited to those highlighted in **blue** on the Ordering Guide. 400' max individual or continuous row allowed. Consult factory for additional information.