
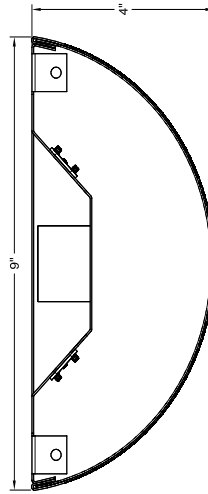


Date	Notes
Project	
Type Qty	

### Features

- ADA compliant, perforated steel housing wall.
  - Direct/Indirect performance in an efficient wall luminaire.
  - Programmable driver for custom lumen packages.
  - 0-10V dimming to 1% standard. Dim-to-off available.
  - DMX, Lutron and DALI protocols also available.
  - Sensor Ready for wireless Smart Lighting Solutions.
  - 80/90CRI, Tunable White, RGBW & RGBWW.
  - Bios SkyBlue™ circadian solutions available.
- Declare Red List Approved.**



### Ordering Guide



MODEL	OPTICS	CCT <sup>1</sup>	LUMENS <sup>2</sup>	LENGTH	MOUNTING <sup>3</sup>	FINISH	OPTIONS
<b>JAZL-SCO</b>	<b>PF</b>				<b>WM</b>		
JAZL-SCO Direct/Indirect	PF = Perforated with white acrylic overlay.	<p><b>STATIC WHITE</b> 27 = 2700K 30 = 3000K 35 = 3500K 40 = 4000K 50 = 5000K</p> <p><b>BIOS SkyBlue</b> Spectrally optimized circadian solutions.</p> <p><b>TUNABLE WHITE</b> (2700K-6500K) 2DIM10 = for 0-10V 2DMX = for DMX 2ESN = for Philips 2CAS = for Casambi 2LUT = for Lutron</p> <p><b>DIM-TO-WARM</b> (2700K-6500K) DTW = Dim-to-Warm</p> <p><b>RGB + WHITE</b> RGB = RGB RGBW = RGBW RGBWW = RGBWW</p>	<p>LO = 945 (10W, 95LPW) SO = 1260 (14W, 90LPW) HO = 1575 (18W, 88LPW)</p> <p><b>CUSTOM</b> For custom lumens specify value &lt; HO.</p>	14 = 14" 9 = 9"	WM = Wall Mount	<p>W = White CC = Custom Color AMW = Anti-Microbial White</p>	<p><b>DIMMING DRIVERS</b> DIM10 = 0-10V (1%) Standard DTO = 0-10V (Dim-to-Off) DIMST = 0-10V Step Dimming DIMSR = DALI Sensor Ready (5.0%) DALI = DALI (5.0%) DMX = DMX</p> <p><b>LUTRON™ DIMMING DRIVERS</b> LDE1 = Hi-Lume 1% EcoSystem LD2 = Digital 1% (DALI-2) L3DA3W = Hi-Lume 1% 3-Wire</p> <p><b>SENSORS &amp; CONTROLS<sup>4</sup></b> AVO = Avi-On Sensor AWNS = Lutron Athena Sensor ESN = EasySense Sensor CAS = Casambi Wireless Control</p> <p><b>EMERGENCY<sup>5</sup></b> EMC = Emergency Circuit GTD = Generator Transfer Device EPC4 = 4W Emergency Battery EPC6 = 6.5W Emergency Battery EPC10 = 10W Emergency Battery EPC12 = 12W Emergency Battery</p> <p><b>WIRING</b> FWH = Flexible Wiring Harness DWH = DMX Wiring Harness</p>

<sup>1</sup>All LED, BIOS, Tunable White, DTW, and RGB/W options and Ordering Codes page 2.

<sup>2</sup>Lumens at 80CRI, 3500K, PF lens, 14" size. Photometry page 3.

<sup>3</sup>See page 3 for mounting details.

<sup>4</sup>Control options page 2.

<sup>5</sup>EPC6 is standard unless otherwise specified. EPC not for DMX drivers.

**BAA** letter of compliance available at [www.dayolite.com](http://www.dayolite.com).

## LED, BIOS, Sensor & Control Ordering Codes

### LED

#### Static White

30 = 3000K 80 CRI  
 35 = 3500K 80 CRI  
 40 = 4000K 80 CRI  
 50 = 5000K 80 CRI

927 = 2700K 90 CRI  
 930 = 3000K 90 CRI  
 935 = 3500K 90 CRI  
 940 = 4000K 90 CRI

#### Tunable White<sup>1</sup> (2700K-6500K)

2DIM10 = 0-10V 80 CRI  
 2DMX = DMX 80 CRI  
 2CAS = Casambi Wireless 80 CRI  
 2ESN = Philips EasySense 80 CRI  
 2LUT = Lutron (LD2) 80 CRI

92DIM10 = 0-10V 90 CRI  
 92DMX = DMX 90 CRI  
 92CAS = Casambi Wireless 90 CRI  
 92ESN = Philips EasySense 90 CRI  
 92LUT = Lutron (LD2) 90 CRI

#### Dim-to-Warm<sup>2</sup>

DTW = 6500K-2700K 80 CRI  
 9DTW = 6500K-2700K 90 CRI

#### RGB/W<sup>3</sup>

RGB = RGB only  
 RGB27 = RGB w/2700K  
 RGB30 = RGB w/3000K  
 RGB35 = RGB W/3500K  
 RGB40 = RGB w/4000K  
 RGB50 = RGB w/5000K  
 RGBWW = RGB w/2700K-6500K

#### Single Color

RED = Red  
 BLU = Blue  
 GRN = Green  
 AMB = Amber

### BIOS SkyBlue

BIOS SkyBlue biological technology brings the benefits of blue skies inside. BIOS SkyBlue is the only spectrally optimized circadian solution to target the region that drives wellness benefits including increased alertness, enhanced productivity, better mood, and better sleep. More information may be found at [www.bioslighting.com](http://www.bioslighting.com) or by contacting Day-O-Lite directly. All options for 0-10V control.

#### BIOS Biological Static

For daytime applications. BIOS Static Biological LED features key BIOS SkyBlue (490nm) for maximum daytime circadian impact.

B30 = 3000K  
 B35 = 3500K  
 B40 = 4000K

#### BIOS Biological Dynamic White

Designed to transition from daytime to evening in a dim-to-warm protocol. The daytime CCT includes full BIOS SkyBlue (490nm) for maximum daytime circadian impact, while the evening spectrum removes BIOS SkyBlue for minimal circadian stimulus after hours.

B30D = 3000K-2700K  
 B35D = 3500K-3000K  
 B40D = 4000K-3500K

#### BIOS Biological Tunable White

Designed to transition from daytime to evening in a tunable white protocol. The daytime CCT includes full BIOS SkyBlue (490nm) for maximum daytime circadian impact, while the evening spectrum removes BIOS SkyBlue for minimal circadian stimulus after hours.

B30T = 3000K-2700K  
 B35T = 3500K-2700K  
 B40T = 4000K-2700K

### Sensors & Controls

#### Sensors\*

AVO = Avi-On Occ/Day  
 AVM = Avi-On Occ (Microwave)  
 BNV = BubblyNet Occ/Day  
 ENC = Encelium Occ/Day  
 ENL = EnLighted Occ/Day/Temp  
 LEG = Legrand Occ/Day  
 ANW = Lutron Athena Occ/Day  
 VIVE = Lutron Vive Occ/Day  
 NLT = Acuity nLight Occ/Day  
 NXC = Current NX Occ/Day  
 ESN = Philips EasySense Occ/Day  
 WWL = Cooper WaveLinX Occ/Day

#### Wireless Control

CAS = Casambi

\*Sensors remote mount only.

Sensors and control options to be commissioned wirelessly in the field by qualified controls personnel with applicable apps (by others).

#### Other Options

Other sensor and wireless control options are available. Contact factory for details.

<sup>1</sup>Tunable white may be controlled by a number of dimming protocols as shown.

<sup>2</sup>Dim-to-Warm mimics incandescent dimming by warming the CCT from 6500K to 2700K as light levels are dimmed.

<sup>3</sup>All RGB, RGBW and RGBWW options for DMX control (by others). 80 CRI standard.

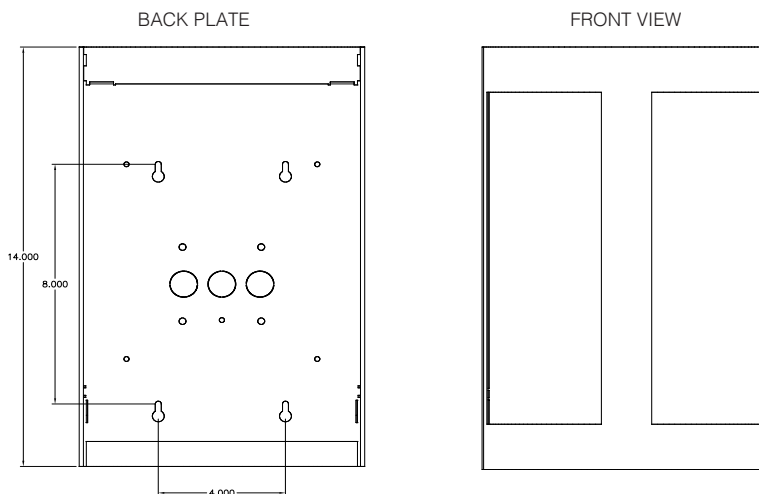
### Installation

Installation is by mounting of back-plate to standard 4" junction box or conduit feed (supplied by others). Key slots provided for wall support.

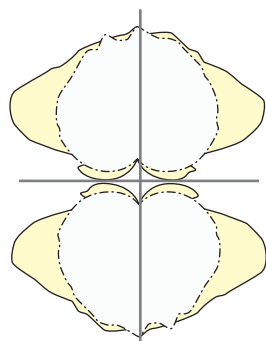
**BACK HOLE PATTERN DETAIL  
PUNCHING DETAIL**

– Key Slot For No.8 Screw

– 7/8" K.O.



### Photometry



JAZL-SCO-DI-40-**LO**-14

4000K CCT  
WATTS: 10  
LUMENS: 945  
LPW = 95  
Distribution:  
50% Direct  
50% Indirect

JAZL-SCO-DI-40-**SO**-14

4000K CCT  
WATTS: 14  
LUMENS: 1260  
LPW = 90  
Distribution:  
50% Direct  
50% Indirect

JAZL-SCO-DI-40-**HO**-14

4000K CCT  
WATTS: 18  
LUMENS: 1575  
LPW = 88  
Distribution:  
50% Direct  
50% Indirect

### Specifications

**HOUSING:** Die-formed, 20-gauge, cold rolled steel housing and mounting brackets.

**REFLECTOR:** Highly reflective die-formed steel finished in baked white enamel.

**OPTICS:** Perforated steel housing with white opal acrylic overlay.

**LED:** Static white LED modules in 27/30/35/40 & 50K CCT, 80/90CRI. Lumen maintenance minimum  $L_{70}$  = 50,000 hours. 3 SDCM color consistency. BIOS SkyBlue, RGB, RGBW, RGBWW, and Dim-to-Warm options available; field replaceable.

**DRIVER:** Standard driver is Class 2 AOC 0-10V to 1%, Dim-to-Off available. 120/277V input, PF > 90%, THD < 20 @ 120V. DMX, DALI & Lutron protocols available. All drivers prewired for connection to control system (by others); field replaceable.

**MOUNTING:** Provided with key-slots in back-plate for wall mounting.

**FINISH:** Fixture housing and steel components are finished in baked white enamel applied over a five-stage pretreatment process.

**CERTIFICATION:** cETLus listed conforming to UL STD. 1598 and certified to CSA STD C22.2 NO. 250.0. Suitable for dry & damp locations. Union Made in the United States of America, I.B.E.W, BAA compliant, Declare Red List Approved.

**LEGAL:** Day-O-Lite, a division of SCW Corporation. All rights reserved. The Day-O-Lite logo is a registered trademark of SCW Corporation. Day-O-Lite reserves the right to change specifications without notice for product improvement.