






ADL-RO4-D WALL MOUNT INSTRUCTIONS


 RISK OF ELECTRICAL SHOCK. DISCONNECT POWER BEFORE INSTALLATION OR SERVICING.

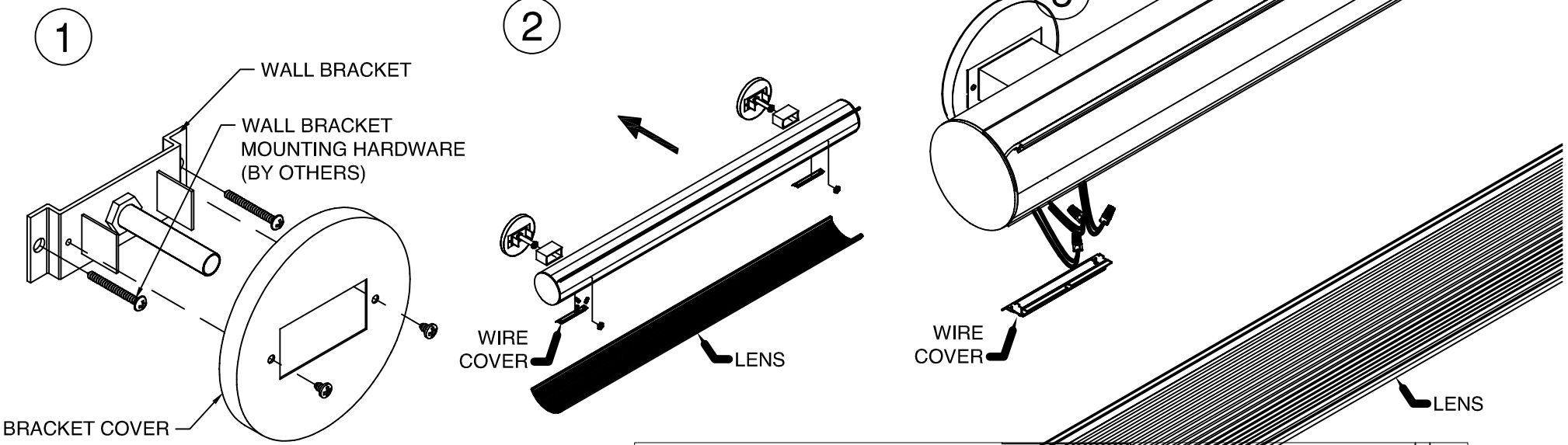
 TO BE INSTALLED BY A QUALIFIED ELECTRICIAN IN ACCORDANCE TO LOCAL & NATIONAL ELECTRIC CODES.

 FAILURE TO COMPLY TO INSTRUCTIONS & FORMENTIONED WARNINGS COULD VOID PRODUCT WARRANTY

 DO NOT CONSTRUCT ROW ON FLOOR & LIFT TO CEILING.

 WALL TO BE PROPERLY REINFORCED TO SUPPORT WEIGHT OF THE FIXTURE.

 REFERENCE SHOP DRAWINGS FOR CRITICAL MOUNTING DIMENSIONS.

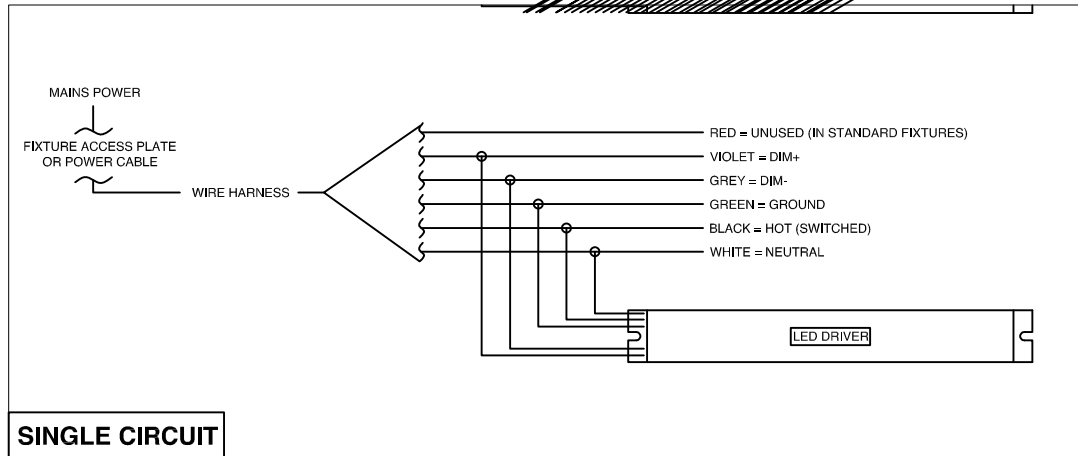


1. INSTALL WALL MOUNT BRACKETS TO WALL USING APPROPRIATE HARDWARE (BY OTHERS). REFER TO JOB DRAWINGS FOR MOUNTING LOCATIONS.

2. MOUNT FIXTURE TO WALL BRACKET. REMOVE LENS AND WIRE COVER TO ACCESS MOUNTING. USE SUPPLIED HARDWARE TO SECURE FIXTURE TO WALL BRACKET.

3. FEED SUPPLY WIRES THROUGH HOLE IN FIXTURE INTO WIRE WAY. USE APPROPRIATE STRAIN RELIEF TO SECURE SUPPLY WIRES IN FIXTURE AS REQUIRED BY LOCAL ELECTRICAL CODES. CONNECT SUPPLY WIRES TO APPROPRIATE WIRES OF FIXTURE. STANDARD WIRING DIAGRAM SHOWN, REFER TO JOB DRAWINGS FOR JOB SPECIFIC WIRING

4. REINSTALL WIRE COVER AFTER ALL WIRING CONNECTIONS ARE MADE, INSTALLATION IS COMPLETE



PART NUMBER:
970137A0

MUST BE INSTALLED BY A QUALIFIED ELECTRICIAN. DISCONNECT POWER DURING INSTALLATION/SERVICING. ROW CONFIGURATION IS JOB SPECIFIC, CONSULT SHOP DRAWINGS BEFORE CONSTRUCTING ROWS. STANDARD OPTIONS/SIZES SHOWN, OTHER OPTIONS AVAILABLE WITH SIMILAIR INSTALLATION. BE SURE TO UNDERSTAND ALL PROCEDURES PRIOR TO INSTALLATION. IMPORTANT: THE NATIONAL ELECTRIC CODE REQUIRES THAT ANY FIXTURE IN EXCESS OF 50 POUNDS MUST BE INDEPENDENTLY SUPPORTED OF THE OUTLET BOX. DAY-O-LITE IS NOT RESPONSIBLE FOR INADEQUATE REINFORCEMENT OF STRUCTURAL SUPPORT SYSTEMS. DAY-O-LITE RESERVES THE RIGHT TO MAKE ANY MECHANICAL OR MATERIAL CHANGES TO THE FIXTURES WHICH DO NOT AFFECT THE APPEARANCE OR PERFORMANCE. THIS PRINT IS THE PROPERTY OF DAY-O-LITE AND THE INFORMATION IT CONTAINS MAY NOT BE USED WITHOUT WRITTEN CONSENT OF DAY-O-LITE.

MODEL NO.:
ADL-RO4-D-WM----

PAGE:
SHEET 1 OF 1

ISSUED ON:
11/9/21

CONTACT INFORMATION:
126 Chestnut Street, Warwick, RI 02888
Tel. (401) 467-8232 | Fax. (401) 941-2960
E-mail: sales@dayolite.com
WWW: http://www.dayolite.com

