
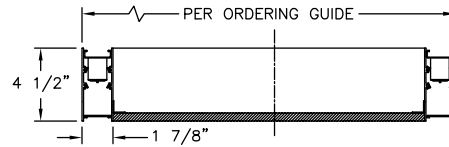





Compass Series | COML-14-D Acoustic

Date	Notes
Project	
Type	Qty



Features

- Combines noise control and illumination in a simple solution.
- Promotes an inviting space for personal wellbeing, focus and concentration.
- Creates a decorative floating ceiling in otherwise open-ceiling interior applications.
- Boosts human performance by reducing distracting noise levels and reverberations.
- Improves privacy during sensitive communication by reducing echoes and reflected sound.

A **Declare** Red List Approved product.



Acoustic Options and details page 4.

Ordering Guide

MODEL	OPTICS	CCT	LUMENS ⁴	DIAMETER	MOUNTING ⁴	FINISH	OPTIONS
COML-14-D	DP						
COML-14-D Direct Acoustic	DP = Diffuse Polycarbonate Lens (lay-in).	<p>STATIC WHITE¹ 27 = 2700K 30 = 3000K 35 = 3500K 40 = 4000K 50 = 5000K</p> <p>BIOS SkyBlue² Spectrally optimized circadian solutions.</p> <p>TUNABLE WHITE³ (2700K-6500K) 2DIM10 = for 0-10V 2DMX = for DMX 2PSQ = for Lutron 2ESN = for Philips 2CAS = for Casambi</p> <p>RGB + WHITE³ RGB = RGB RGBW = RGBW</p>	<p>See table page 5 for lumen packages for all diameters.</p> <p>Consult factory for custom lumen packages.</p> <p>All values nominal.</p>	<p>2 = 2 ft 3 = 3 ft 4 = 4 ft</p>	<p>AC = Aircraft Cable</p> <p>PD = Pendant Stem</p> <p>ACM = Mono Point (2'-4' only)</p> <p>S = Surface</p>	<p>FIXTURE HOUSING</p> <p>W = White</p> <p>CC = Custom Color</p> <p>AMW = Anti Microbial White</p>	<p>ACOUSTIC SOLUTIONS See page 4 for all options</p> <p>DIMMING DRIVERS DIM10 = 0-10V (1%) - Standard DIMSR = 0-10V (5.0%) Sensor Ready DIMST = Step Dimming (40%/100%) DALI = DALI (5.0%) DMX = DMX</p> <p>LUTRON™ DRIVERS & SENSORS LDE1 = Hi-Lume™ 1% EcoSystem™ L3DA3W = Hi-Lume™ 1% 3-Wire VDO = Vive Sensor by Lutron AWNRR = Athena RF/Node AWNRS = Athena Wireless Sensor</p> <p>SENSORS & CONTROLS ESN = Philips™ EasySense DAY = Daylight Harvesting OCC = Occupancy Sensor CAS = Casambi Bluetooth</p> <p>EMERGENCY EMC = Emergency Circuit GTD = Generator Transfer Device EPC4 = 4W Emergency Battery Pack EPC7 = 74 Emergency Battery Pack EPC10 = 10W Emergency Battery Pack EPC12 = 10W Emergency Battery Pack</p>

¹ CCT @ 80+CRI, 3SDCM. For 90CRI add prefix *9*; ex: 935 = 3500K, 90CRI.

² BIOS SkyBlue Biological Static & Dynamic page 3.

³ Tunable White and RGB +White ordering codes page 2.

⁴ See page 5 for actual sizes, photometrics and mounting options.



TUNABLE WHITE - Fixture Level Control



Day-O-Lite offers Tunable White in a range from 2700K-6500K CCT @ 80+CRI and 3SDCM color accuracy for a range of two-channel control options. Consult factory for 90CRI, electrical specifications and other details for each option below.

2ESN Option combines tunable white light with a fixture integrated occupancy and daylight harvesting sensor. CCT and intensity is controlled wirelessly with kinetic switches (by Illumra and others). Occupancy and daylight harvesting controlled automatically with parameters configurable with the Philips MasterConnect app available for Android and iPhone smart phones.

Applications:

- Spaces occupied overnight (~ 7pm to 7am)
- 24-hour spaces
- Shiftwork & Hospitals
- Senior Living, Alzheimer's Dementia & Assisted Living
- Higher Education, including student and staff
- Workplace, including areas occupied after 7pm

Ordering Codes:

- 2DIM10** = 0-10V
- 2DMX** = DMX
- 2PSQ** = Lutron Quantum
- 2CAS** = Casambi Wireless
- 2ESN** = Philips EasySense Sensor
- 2AWNR** = Lutron Athena RF only
- 2AWNS** = Lutron Athena RF/Sensor

RGB + WHITE - Fixture Level Control



Combine RGB for color effects with LO/SO/HO white CCT's for **general illumination** in a host of applications. All options require DMX control (by others). 80CRI w/3SDCM color accuracy is standard. Consult factory for 90CRI, electrical specifications and other details for each option below. May not be compatible with all fixture variations - consult factory for details when ordering.

Applications:

- Entertainment Spaces
- Hospitality & Banquet
- Theatre & Stage
- Seasonal Applications
- Branding
- Wayfinding

Ordering Codes:

- RGB** = RGB only
- RGB27** = RGB w/2700K
- RGB30** = RGB w/3000K
- RGB35** = RGB W/3500K
- RGB40** = RGB w/4000K
- RGB50** = RGB w/5000K

BIOS SkyBlue

BIOS SkyBlue biological technology brings the benefits of blue skies inside. BIOS SkyBlue is the only spectrally optimized circadian solution to pinpoint the region that drives wellness benefits including: increased alertness, enhanced productivity, better mood, and better sleep. More information may be found at www.bioslighting.com or by contacting Day-O-Lite directly.

BIOS Biological Static - Daytime Solution

BIOS Biological Static solutions are designed for daytime applications. BIOS Static Biological LED features key BIOS SkyBlue™ (490nm) for maximum daytime circadian impact. BIOS Static Biological LED Light Engines are available in 3000K, 3500K, and 4000K. Lighting controls are easy; simply switch the lights on/off or the lights can be dimmed using a single-channel constant current (CC) LED driver with any standard dimming interface.

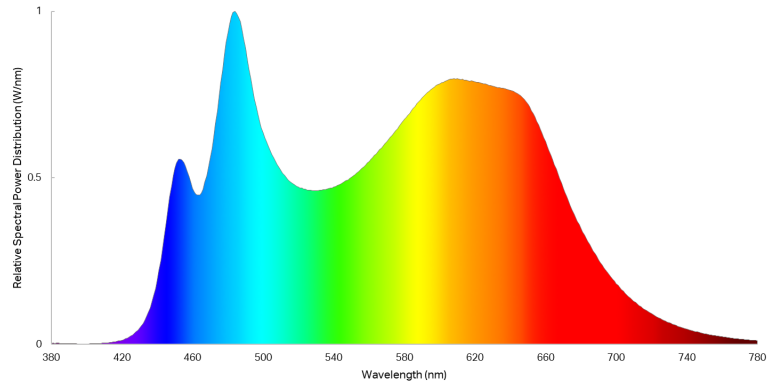
Applications:

- Spaces occupied during the daytime ~7am – 7pm
- K-12 Schools / Higher Education
- Offices
- Daytime Adult Care Facilities
- Medical Offices

BIOS Biological Static
Ordering Codes:

- B30** = 3000K
- B35** = 3500K
- B40** = 4000K

BIOS Biological Static 3500K



BIOS Biological Dynamic - Day & Night Solution A

BIOS Biological Dynamic solutions are designed to transition from daytime to evening in a dim-to-warm protocol. The daytime CCT includes full BIOS SkyBlue™ (490nm) for maximum daytime circadian impact, while the evening spectrum removes BIOS SkyBlue™ altogether, providing a minimal circadian stimulus after hours. Available in 3000K-2700K, 3500K-3000K and 4000K-3500K. Simply dim the lights in the evening to remove the daytime SkyBlue wavelengths (490nm) and convert your lights from day mode to night mode via a single controller (0-10V, ELV, DMX, Wireless).

BIOS Biological Tunable White - Day & Night Solution B

BIOS Biological Tunable solutions are designed to transition from daytime to evening in a dim-to-warm protocol. The daytime CCT includes full BIOS SkyBlue™ (490nm) for maximum daytime circadian impact, while the evening spectrum removes BIOS SkyBlue™ altogether, providing a minimal circadian stimulus after hours. Available in 3000K-2700K, 3500K-3000K and 4000K-3500K. Simply dim the lights in the evening to remove the daytime SkyBlue wavelengths (490nm) and convert your lights from day mode to night mode via a single controller (0-10V, ELV, DMX, Wireless).

BIOS Biological Tunable is also compatible with two-channel color tuning systems. Simply dim the lights in the evening to convert your lights from day mode to night mode via a multi-channel controller (0-10V, ELV, DMX, Wireless). 3000K, 3500K and 4000K CCTs all dim to 2700K.

Applications:

- Spaces occupied overnight (~ 7pm to 7am)
- 24-hour spaces
- Shiftwork & Hospitals
- Senior Living, Alzheimer's Dementia & Assisted Living
- Higher Education, including student and staff
- Workplace, including areas occupied after 7pm

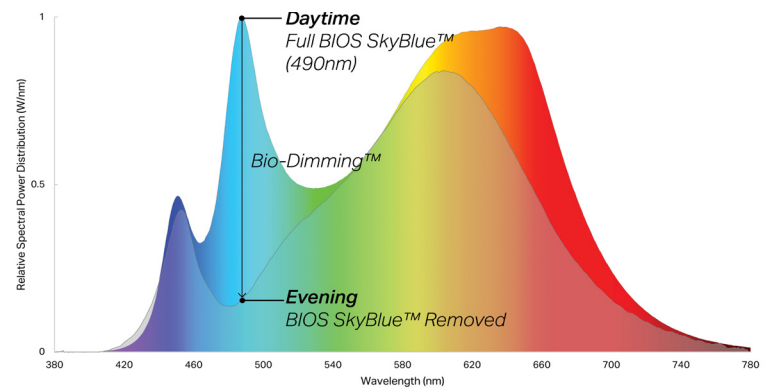
BIOS Biological
Dynamic White
Ordering Codes:

- B30D** = 3000K-2700K
- B35D** = 3500K-3000K
- B40D** = 4000K-3500K

BIOS Biological
Tunable White
Ordering Codes:

- B30T** = 3000K-2700K
- B35T** = 3500K-2700K
- B40T** = 4000K-2700K

BIOS Biological Dynamic 3500K



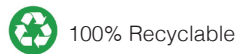


HOW TO SPECIFY

- 1) Select color code from color swatches.
- 2) Enter color code in Options section of Ordering Guide on page 1.

SPECIFICATIONS

- Class A Fire Rating
- 1.6 Noise Reduction Coefficient (NRC)
- Moisture and Mold Resistant
- UV Fade Resistant




ADDITIONAL INFORMATION


Smoke, Pewter and Slate are standard colors; consult factory for lead-times on other colors including wood grains. Acoustic panels ship affixed to luminaires. Onsite removal may result in damage and void warranty. Fixtures must be stored and installed in an interior dry location at a minimum of 52F.

A NOTE ON SOUND ABSORPTION

Per ASTM C423 there is no standard way to calculate sound absorption coefficients of non-standard shapes, sizes or spacing of material. Day-O-Lite's acoustic fixtures are tested using ASTM E795-16 Standard "Practices for Mounting Test Specimens During Sound Absorption Test", resulting in a noise reduction coefficient (NRC) unique to the test setup. When comparing sound suppressing materials those with a higher NRC will absorb more sound than those with a lower NRC, assuming the same test method is employed. Acoustic Test Report, Certified Letter of Apparent NRC and Storage, Cleaning and Care information is available at www.dayolite.com.



GS = Grass



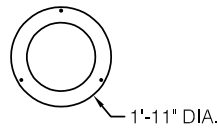
FO = Fossil

Size Options

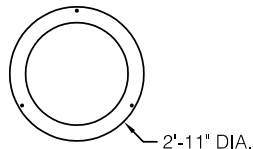
The Compass Series may be ordered in diameters of 2', 3' or 4', consisting of a single fully welded assembly with a one piece lens. Order with a 3-into-1 monopoint aircraft assembly (ACM) or parallel aircraft cables (AC) or pendant stems (PD). See below for suspension details. All sizes may also be surface ceiling mounted.

SIZE ORDER CODE	NOMINAL DIAMETER	ACTUAL DIAMETER	SECTION COUNT	SECTION LENGTH	MOUNTING POINTS	LO LUMENS DIRECT	LO WATTS DIRECT	LO EFFICACY DIRECT	SO LUMENS DIRECT	SO WATTS DIRECT	SO EFFICACY DIRECT
2	2'	23"	1	23"	3	2,395	29	82	3,188	38	84
3	3'	35"	1	35"	3	3,156	47	67	4,678	63	75
4	4'	47"	1	47"	3	4,560	65	70	6,080	87	69

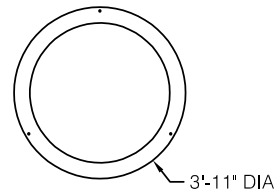
COML-14-D-2'



COML-14-D-3'



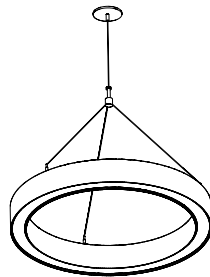
COML-14-D-4'



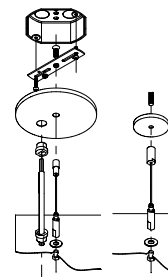
Standard Suspensions

Standard suspension options include adjustable self-locking aircraft cables (AC), a 3-into-1 monopoint (ACM) and rigid pendant stems (PD). AC assembly is 48" x 1/16" with a 5" feed canopy and 2" suspension canopies. 60" 18 gauge power and 22 gauge dimming control SJT feed.

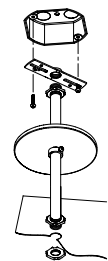
PD assemblies are 5/8" dia. (or 3/8" IP) hollow stem for power feed by others, 24" is standard. Consult factory for longer suspension lengths and other mounting options.



ACM = Mono Point
(2'-5' diameter only)



AC = Aircraft Cable
(All diameters)



PD = Pendant Stem
(All diameters)

Specifications

CONSTRUCTION Extruded aluminum housing. 20 gauge cold rolled steel components.

REFLECTOR Die-formed steel finished in highly reflective baked white enamel with pre-finished reflective LED tray.

OPTICS Diffuse Polycarbonate (DP) lay-in lens direct, clear acrylic (CA) dust covers indirect.

LED Static white LED modules in 30/35/40 & 50K CCT, 80/90CRI. Lumen maintenance minimum L_{70} = 50,000 hours. 3 SDCM color consistency. BIOS SkyBlue, RGB, RGBW and Tunable White options available. Field replaceable.

DRIVER Standard driver is Class 2 AOC 0-10V to 1%, 120/277V input, PF > 90%, THD < 20 @ 120V. Additional dimming protocols available. Drivers prewired from factory for connection to control system (by others); field replaceable.

MOUNTING Standard options include adjustable self-locking aircraft cables (AC), and rigid pendant stems (PD). AC assembly is 48" x 1/16" with a 5" feed canopy and 2" suspension canopies. 18 gauge power and 22 gauge dimming control SJT feed. PD assemblies are 5/8" dia. (or 3/8" IP) hollow stem for power feed by others, 24" is standard.

FINISH Housing and components finished in baked white enamel. Canopies and pendant stems are white enamel unless otherwise specified.

CERTIFICATION Luminaires are cETLus listed conforming to UL STD. 1598 and certified to CSA STD C22.2 NO. 250.0. Suitable for dry & damp locations. Union Made in the United States of America. I.B.E.W. RoHS compliant. DLC V5.1 listed. Declare Red List Approved.